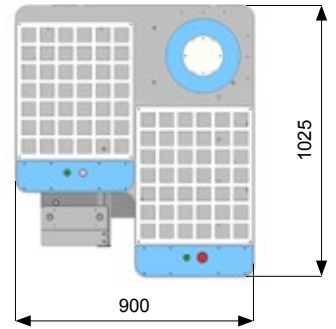
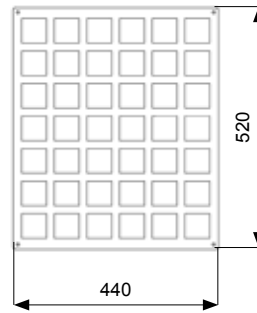
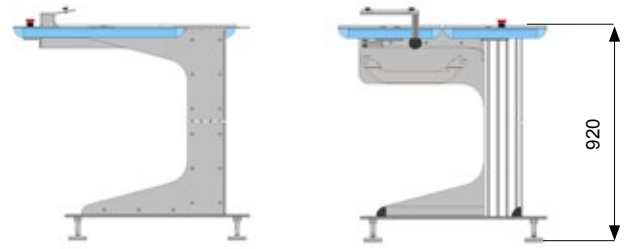


CT DUO 5



DIMENSIONS

The two pattern plates are easily changeable. Parts of different sizes can be placed inside the squared holes, positioning the parts into one of the corners. The pictures shown here have squares sized 52x52mm (CT DUO 5) and 62x62mm (CT DUO 10), but the pattern plates are custom made upon order to best suit your specific parts. This means that if you for instance are running parts spanning from 40mm to 70mm, squared holes sized 72x72mm is appropriate. If you have a large difference in part size we recommend one or two extra pairs of pattern plates.

CT DUO 10

